

Electrically actuated 3-way ball valves VE3V S4-PVC



- ND 10 to ND 50
- In-line pattern
- Electric actuator, Position index
- Manual operating for immediate action

APPLICATIONS

Electrically actuated 3-way ball valves are useful for redirecting or to stop the flow of fluids in plants. These models in plastics are designed for aggressive liquids. Assistance with manual operating for maintenance or emergency operations (actuator power supply is switched off before a manual operating).

TECHNICAL FEATURES

Valve materials

Body: PVC
 Seals: EPDM or FPM
 Ball: PVC
 Ball seating joints: PTFE

Process connections: Unions (*solvent sockets*)
 Pressure: 10 bar as a maximum up to 20°C,
 see the diagram P vs. T

90° electric actuator

Operation: 10 s approx. for rotating 90°
 Emergency operation: Manual operating
 Duty rating: 30%
 Protection: IP65
 Wiring: 1 cable gland ISO M20
 DIN 43650 plug; 3 wire + earth
 Power: 15 W (ND10 to ND 50)
 45 W (ND 65 to ND 80)
 Main power input: 90...240 V AC 50/60 Hz and 90...350 V DC
 24 V AC 50/60 Hz and 24 V DC

OPTIONS *Upon request*

CODE NUMBERS AND REFERENCES

d	ND	24 V AC and 24 V DC		90...240 V AC and 90...350 VDC	
		L shape, EPDM seals	L shape, FP seals	L shape, EPDM seals	L shape, FP seals
16	10	914 041	914 048	914 055	914 062
20	15	914 042	914 049	914 056	914 063
25	20	914 043	914 050	914 057	914 064
32	25	914 044	914 051	914 058	914 065
40	32	914 045	914 052	914 059	914 066
50	40	914 046	914 053	914 060	914 067
63	50	914 047	914 054	914 061	914 068
d	ND	T shape, EPDM seals	T shape, FP seals	T shape, EPDM seals	T shape, FP seals
16	10	914 069	914 076	914 083	914 090
20	15	914 070	914 077	914 084	914 091
25	20	914 071	914 078	914 085	914 092
32	25	914 072	914 079	914 086	914 093
40	32	914 073	914 080	914 087	914 094
50	40	914 074	914 081	914 088	914 095
63	50	914 075	914 082	914 089	914 096

BAMO MESURES

22, Rue de la Voie des Bans - Z.I. de la Gare - 95100 ARGENTEUIL

Tél : (+33) 01 30 25 83 20 - Web : www.bamo.fr

Fax : (+33) 01 34 10 16 05 - E-mail : info@bamo.fr

Electrically actuated
3-way ball valves
VE3V S4-PVC

28-11-2011

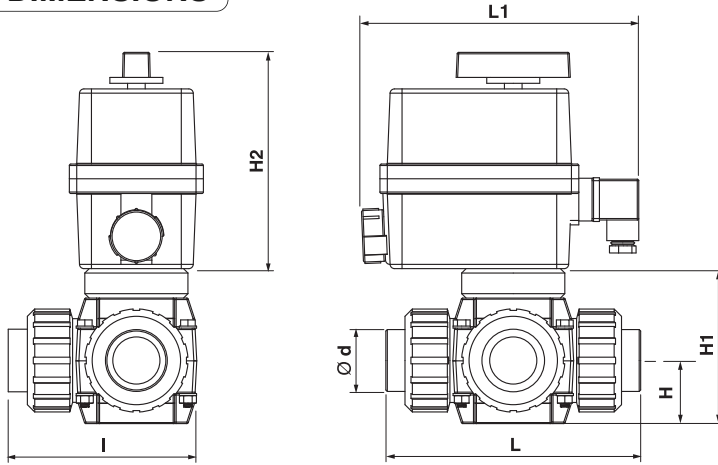
914 I1 02 B

PLAS

914-02/1

914

DIMENSIONS



ND	10	15	20	25	32	40	50
d	16	20	25	32	40	50	63
H	33	33	40	43	51	56	64
H1	86	86	100	106	130	155	168
H2	148	148	148	148	148	148	148
L	100	100	115	126	143	167	198
L1	190	190	190	190	190	190	190
I	113	113	113	113	144	144	144

OPERATING FEATURES

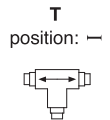
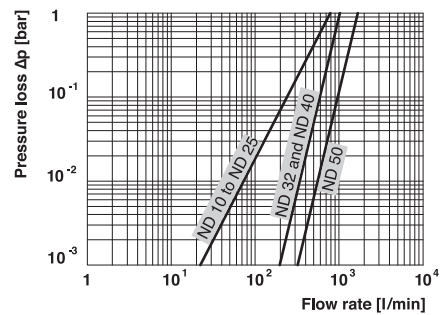
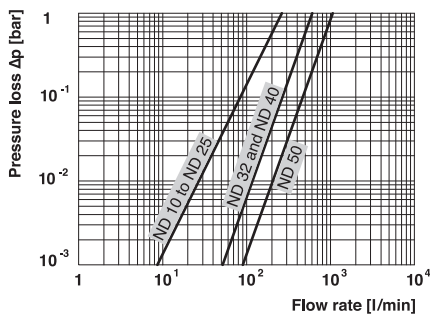
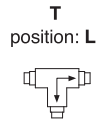
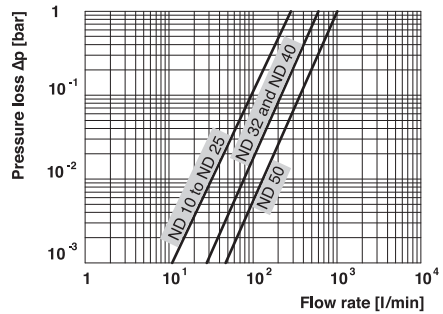
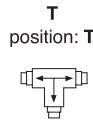
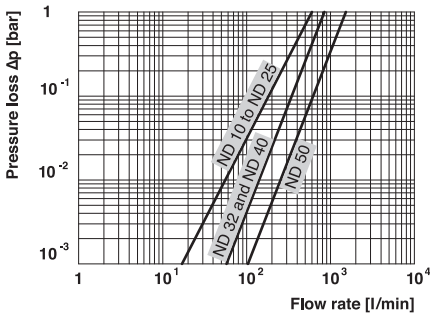
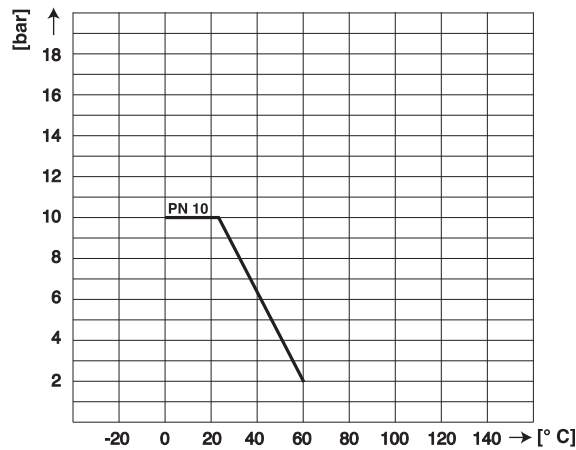


Diagram pressure loss vs flow rate
[water at 20°C]



Pressure vs. temperature diagram



BAMO MESURES

22, Rue de la Voie des Bans - Z.I. de la Gare - 95100 ARGENTEUIL

Tél : (+33) 01 30 25 83 20 - Web : www.bamo.fr

Fax : (+33) 01 34 10 16 05 - E-mail : info@bamo.fr

Electrically actuated
3-way ball valves
VE3V S4-PVC

28-11-2011

914 I1 02 B

PLAS

914-02/2