


- Stainless steel sensor with Hastelloy diaphragm
- $\Delta P$ -Ranges from 50 mbar to 25 bar
- Accuracy:  $\leq 0.2\%$
- One side overload 100 / 250 bar
- Static pressure max. 100 / 250 bar
- Analog output: 4...20 mA, 2-wire



## Differential pressure transmitter PD 41

### Technical data:

$\Delta P$ -Range:	0...50 mbar to 0...25 bar
Output:	4...20 mA, 2-wire signal range 3.8...20.5 mA
Accuracy:	$\leq \pm 0.2\%$ FS @ 25°C
Hysteresis:	$\leq \pm 0.05\%$ FS
Static pressure:	R = 100 bar (standard flange) S = 250 bar (heavy duty flange)
Static pressure effect:	$\leq \pm 0.1\%$ FS/10 bar
Response time:	200 ms
Power supply:	9...30V DC
Ambient temperature:	-25...85 °C
Process temperature:	-25...120 °C
Temperature coef.:	$\leq \pm 0.02\%$ FS/K
Long term stability:	$\leq \pm 0.1\%$ FS p. a.
Process connection:	1/4-18 NPT, 1.4404 (316L)
Diaphragm:	Hastelloy (C276)
Housing:	stainless steel 1.4301 (304)
Electrical connection:	connector EN 175301-803A, IP67 connector M12x1, IP 67 Quickon-connector, IP 67 cable connection IP68 (<1mWC)

**Nöding**

Meßtechnik

## ΔP-Ranges

ranges	code	ranges	code
0...50 mbar / 0...5 kPa	PB0	-25...0.25 mbar / -2.5...0.25 kPa	BE6
0...60 mbar / 0...6 kPa	PA9	-50...0.50 mbar / -5...0.5 kPa	BB0
0...75 mbar / 0...7.5 kPa	PY1	-60...0.60 mbar / -6...0.6 kPa	BA9
0...100 mbar / 0...10 kPa	P00	-75...0.75 mbar / -7.5...0.75 kPa	BY1
0...160 mbar / 0...16 kPa	P01	-100...0.100 mbar / -10...0.10 kPa	B00
0...200 mbar / 0...20 kPa	PB1	-160...0.160 mbar / -16...0.16 kPa	B01
0...250 mbar / 0...25 kPa	P02	-200...0.200 mbar / -20...0.20 kPa	BB1
0...300 mbar / 0...30 kPa	PX5	-250...0.250 mbar / -25...0.25 kPa	B02
0...370 mbar / 0...37 kPa	PY2	-300...0.300 mbar / -30...0.30 kPa	BX5
0...400 mbar / 0...40 kPa	P03	-370...0.370 mbar / -37...0.37 kPa	BY2
0...500 mbar / 0...50 kPa	PB7	-400...0.400 mbar / -40...0.40 kPa	B03
0...600 mbar / 0...60 kPa	P04	-500...0.500 mbar / -50...0.50 kPa	BB7
0...1 bar / 0...100 kPa	P05	-600...0.600 mbar / -60...0.60 kPa	B04
0...1.6 bar / 0...160 kPa	P06	-1.0...1 bar / -100...0.100 kPa	B05
0...2 bar / 0...200 kPa	PB3	-1.6...0.16 bar / -160...0.160 kPa	B06
0...2.5 bar / 0...250 kPa	P07	-2.0...2 bar / -200...0.200 kPa	BB3
0...3 bar / 0...300 kPa	PX3	-2.5...0.25 bar / -250...0.250 kPa	B07
0...4 bar / 0...400 kPa	P08	-3.0...3 bar / -300...0.300 kPa	BX3
0...5 bar / 0...500 kPa	PF1	-4.0...4 bar / -400...0.400 kPa	B08
0...6 bar / 0...600 kPa	P09	-5.0...5 bar / -500...0.500 kPa	BF1
0...10 bar / 0...1 MPa	P10	-6.0...6 bar / -600...0.600 kPa	B09
0...16 bar / 0...1.6 MPa	P11	-10...0.10 bar / -1...0.1 MPa	B10
0...20 bar / 0...2 MPa	PB5	-16...0.16 bar / -1.6...0.16 MPa	B11
0...25 bar / 0...2.5 MPa	P12	-20...0.20 bar / -2...0.2 MPa	BB5
non-standard range	P99	-25...0.25 bar / -2.5...0.25 MPa	B12
		non-standard range	B99

## Ordering code

### Output signal

4 4...20 mA 2-wire (signal range 3.8...20.5 mA)

### Range

Measurement range see table

### Process connection and material

- R standard flange Pmax. 100 bar  
1/4-18 NPT, 1.4404
- S heavy duty flange Pmax. 250 bar  
1/4-18 NPT, 1.4404
- 9 others (on request)

### Sensor seal

- 1 FPM (Viton) Standard
- 3 EPDM
- 5 Chemraz 505
- 9 others (on request)

### Electrical connection

- 0 5m cable, IP 68 (< 1mWC)
- 1 connector EN 175301-803A IP 67
- 6 2m cable, IP 68 (< 1mWC)
- A connector M12x1, IP 67
- F Quickon-connector IP 67
- H 10m cable, IP 68 (< 1mWC)
- 9 others (on-request)

### Mounting position

- S horizontal pressure connection
- L vertical, top low connection
- H vertical, top high connection

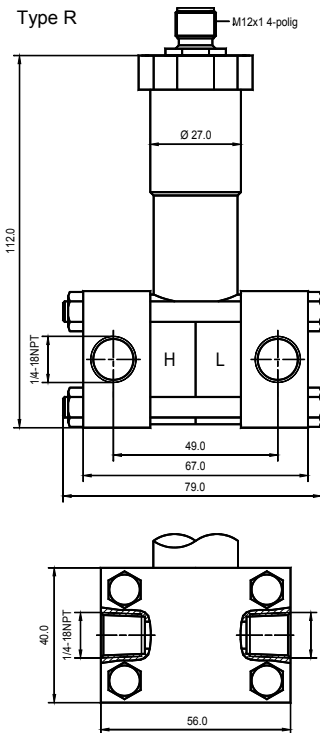
### Options

- 0 none

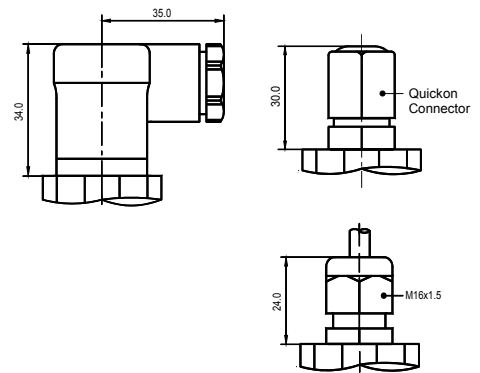
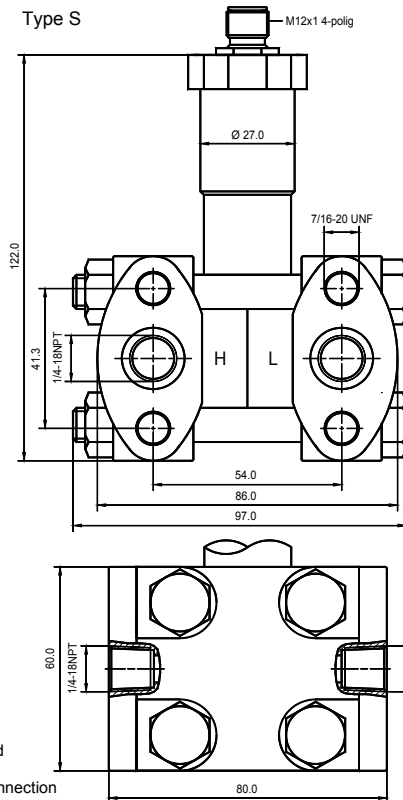
PD41-

## Dimensions (mm)

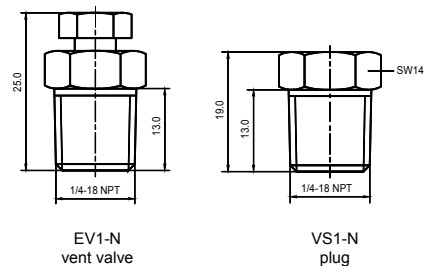
Type R



Type S



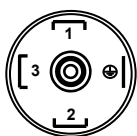
## Accessories (optional)



It is necessary to define the mounting position to avoid position-dependent error.  
Standard mounting position is horizontal, pressure connection left / right (as shown above)


## Electrical connections

### connector EN175301-803A



4...20 mA 2-wires  
PIN1 Signal +  
PIN2 Signal -

### Quickon connector



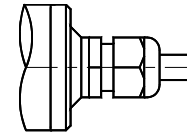
4...20 mA 2-wires  
PIN1 Signal +  
PIN2 Signal -

### connector M12, 4-polig



4...20 mA 2-wires  
PIN1 Signal +  
PIN3 Signal -

### cable connection



4...20 mA 2-wires  
brown Signal +  
white Signal -

Modifications reserved without notice 02.10